

CINEMATIC THEOLOGY™

MODERN
PARABLES™

LIVING IN THE KINGDOM OF GOD

VOLUME I

Teaching Material
for a Family

DOWNLOAD

© 2008 Compass Cinema. All Rights Reserved.



USAGE RIGHTS:

You are authorized to use this digital document for your personal, noncommercial use only. You may not modify, copy, distribute, transmit, sell, reproduce, license, create derivative works from or transfer this digital document.

Thank you for honoring the 8th Commandment when using Modern Parables digital media.



PRINTING INSTRUCTIONS:

If you desire to print this document, we recommend you print it with Adobe Reader or some other PDF reader. The pages are formatted so that you can print two document pages per one printed page.

To do this, open the PDF in Adobe Reader. Select Print. You will be given some options for printing.

Choose: *Page Scaling*
> *Multiple Pages Per Sheet*

You will be given some more options.

Choose: *2 pages per sheet*

Printing this way will enable you to save paper as well as read the book in a format more similar to the original.



ADDITIONAL RESOURCES AND MATERIALS

Go to www.modernparable.com
to take advantage of online resources on the parables
as well as to purchase additional materials.

INDIVIDUAL DVD'S

STUDY BOOKS

LEADER'S GUIDES



GROUP STUDY DVD BOX SET

DIGITAL DOWNLOADS

MOVIE POSTERS

(FOR USE IN ANNOUNCING THE CLASS)

BOOKS ON THE PARABLES



*Actual posters available in two sizes and will include space
at the bottom for writing class information.*

*“What shall we say the kingdom of God is like,
or what parable shall we use to describe it?”*

MARK 4 : 30

© 2008 Compass Cinema

All rights reserved. No part of this booklet may be reproduced in any form without written permission from Compass Cinema at info@modernparable.com

All Scripture quotations, unless otherwise indicated, are taken from the Holy Bible, New International Version. Copyright © 1973, 1978, 1984 by International Bible Society. Used by permission of Zondervan Publishing House. All rights reserved.

MODERN PARABLES, LIVING IN THE KINGDOM OF GOD, CINEMATIC THEOLOGY and COMPASS CINEMA are the trademarks and service marks of Compass Cinema.

Book design: Abe Goolsby, Officina Abrahæ

Printed in the United States of America.

The unauthorized reproduction or distribution of this copyrighted work is illegal. Criminal copyright infringement, including infringement without monetary gain, is investigated by the FBI and is punishable by up to 5 years in federal prison and a fine of \$250,000.



TABLE OF CONTENTS

6	Introduction
7	<i>Hidden Treasure</i>
10	<i>Samaritan</i>
14	<i>Shrewd Manager</i>
18	<i>The Widow and Judge</i>
22	<i>The Sower</i>
26	<i>Prodigal Sons</i>

This document references pages and material in the Modern Parables Study Book and Leader's Guide which come with the Group Study DVD Set. See modernparable.com to purchase these items individually or as part of a set.

Modern Parables provides free downloads of additional teaching and study materials on its website. In particular, overviews of Understanding the Parables and Living the Parables are available at

MODERNPARABLE.COM

TEACHING MATERIAL FOR A FAMILY

INCLUDES :

General Introduction

For each of the six films:

General Discussion/No Preparation Teaching Time

Biblical Study/Parental Preparation Teaching Time

INTRODUCTION

Modern Parables lessons can be used in a family setting in a variety of ways. We have been told by our customers that even young children (such as ages 4 and 5) have enjoyed some of the films and profited by them.

The application videos, on the other hand, are aimed at an older audience (such as Middle School students to adults) and would possibly bore or confuse young children - something that should be avoided when teaching anyone about the Bible.

We have therefore provided some possible scenarios for using Modern Parables in a variety of family settings. It will be up to you to determine how best to use the material in your particular situation.

(Please note: Additional teaching sequences for home school students and others are available online at modernparable.com under Additional Materials)

HIDDEN TREASURE

1. GENERAL DISCUSSION/NO-PREP TEACHING TIME

Pre-planning: not necessary



STEP 1 - WATCH THE *HIDDEN TREASURE* FILM



STEP 2 - READ THE ORIGINAL PARABLE FROM MATTHEW 13:44.



STEP 3 - DISCUSSION

- Did you like the movie? What did you like about it?
- Who was your favorite character and why?
- How does the movie compare to the original parable?
- What is the same about it? What is different?
- What would you have done if you found oil in a field?
- Would you have thought it was real? Would you have been skeptical? Would you have ignored it?
- What if a friend of yours was selling everything to buy something? What would you think about it? What would you do?
- How is the Kingdom of God like treasure hidden in a field?

*

*

*

Depending on time, you can either move to the application section or wait for another time to do Step 4 and following.

* * *



STEP 4 - WATCH THE *HIDDEN TREASURE* APPLICATION VIDEO



STEP 5 - DISCUSSION:

Note that you can consult the speaker's transcript starting on p 22 of the Study Book of the for help in answering these questions as well as the Overview on Living the Parables (available for free download in the Additional Materials section of modernparable.com).

- Why do you think Jesus taught in parables?
- What was He teaching us in this parable of the Hidden Treasure?
- Do you think the Kingdom of God is priceless? Or do you possibly take its great value for granted?
- Dr. Doriani talks about four questions that help us understand how to apply what the Bible teaches. Did you understand what he meant about "our duty?" What is our duty?
- What is the difference between our duty and our character? Why is character important?
- What happens if we do our duty, but don't love God with our heart?
- What does Dr. Doriani say about goals? What are some of your personal goals in life?
- What are some actual goals of our local church? Are there some goals we should be doing, but are not?

- What is “wisdom or discernment?” Let’s read Proverbs 8 to see what it says about this. Why is wisdom important? What can you do to gain wisdom?



STEP 6 - PRAY AS A FAMILY TO CLOSE OUT THE TEACHING TIME.

2. BIBLICAL STUDY/PARENTAL PREP TEACHING TIME

Lesson 1 – Understanding the Parable

Pre-planning: Watch the film, then read Lesson One, beginning on p 5 of the Study Book. Also, review the outline which begins on p 31 of the Leader’s Guide.



STEP 1 - WATCH THE *HIDDEN TREASURE* FILM



STEP 2 - READ THE ORIGINAL PARABLE FROM MATTHEW 13:44.



STEP 3 - GO TO P 31 OF THE LEADER’S GUIDE AND TEACH AS MUCH OR AS LITTLE AS YOU DESIRE FROM THAT OUTLINE. FEEL FREE TO ENCOURAGE YOUR CHILDREN TO ASK QUESTIONS ABOUT ANYTHING AND FOLLOW THAT LINE OF DISCUSSION.



STEP 4 - REVIEW THE HIGHPOINTS OF THE OUTLINE AND ASK QUESTIONS FOR VARIOUS POINTS TO ENSURE UNDERSTANDING.



STEP 5 - PRAY AS A FAMILY TO CLOSE OUT THE TEACHING TIME.

Lesson 2 – Living the Parable

Pre-planning: Watch the Application Video, then review the questions from p 36 of the Leader's Guide or those listed above. Choose the questions you'd like to ask.



STEP 1 - READ MATTHEW 13:44.



STEP 2 - WATCH THE APPLICATION VIDEO.



STEP 3 - ASK QUESTIONS YOU'VE SELECTED FROM P 36 OF THE LEADER'S GUIDE OR FROM ABOVE AND DISCUSS THE ANSWERS.



STEP 4 - REVIEW WHAT YOU'VE LEARNED.

How can we apply this parable to our individual lives?

How can we apply it as a family?

How can we apply it at our church?



STEP 5 - PRAY AS A FAMILY TO CLOSE OUT THE TEACHING TIME.

SAMARITAN

1. GENERAL DISCUSSION/NO-PREP TEACHING TIME

Pre-planning: not necessary



STEP 1 - WATCH THE *SAMARITAN* FILM



STEP 2 - READ THE ORIGINAL PARABLE FROM LUKE 10:25-37.



STEP 3 - DISCUSSION

- How did this movie make you feel? Why do you think it made you feel that way?
- What do you think this parable is really about?
- What was Jesus talking about with the expert in the law?
- How does this parable answer the expert's question?
- Why do you think the first two men passed by the hurt man?
- Did you know that Samaritans were not liked and feared by Jews in Jesus' day? Why would Jesus make a Samaritan the hero of the story?
- What is compassion?
- What did you think the boy Peter was thinking at the end of the movie? What were you thinking?
- What does it mean to "love your neighbor as yourself?" How can you do that?

*

*

*

Depending on time, you can either move to the application section or wait for another time to do Step 4 and following.

* * *



STEP 4 - WATCH THE *SAMARITAN* APPLICATION VIDEO



STEP 5 - DISCUSSION:

Note that you can consult the speaker's transcript starting on p 54 of the Study Book for help in answering these questions as well as the Teacher's Guide Overview on Living the Parables (available for free download in the Additional Materials section of modernparable.com).

- What do you think you would have done if you were one of the people in this story?
- What has sin done to you personally? How has it affected you?
- Why does it bother us that the first two men don't stop to help?
- What is our own duty toward those in need?
- How does sin affect our ability to do our duty toward others?
- When we see someone in need, do we feel guilt or love?
- What is the law of love? What does it mean that love is a law? (See James 2:8)
- Explain what the apostle John means when he says in his first epistle that "We love because He first loved us." (See 1 John 4:19-20)
- Who are the two types of people that Jesus has the most trouble with? Why is that?
- Where does our compassion for others come from?

- How does knowing that Christ loves me, a sinner, make me want to love other sinners?
- Who are some people who are in need around me that I can show love to? Are they in my school? In a retirement home? In my church?

[Please note: when you are talking to children about this parable, it's important to remind them not to stop and help out an adult by themselves, but instead to get you or another adult to help them. There are some people in our society who will take advantage of children, even if they are trying to help them.]



STEP 6 - PRAY AS A FAMILY TO CLOSE OUT THE TEACHING TIME.

2. BIBLICAL STUDY/PARENTAL PREP TEACHING TIME

Lesson 1 – Understanding the Parable

Pre-planning: Watch the film, then read Lesson Three, beginning on p 37 of the Study Book. Also, review the outline which begins on p 40 of the Leader's Guide.



STEP 1 - WATCH THE *SAMARITAN* FILM



STEP 2 - READ THE ORIGINAL PARABLE FROM MATTHEW 13:44.



STEP 3 - GO TO P 40 OF THE LEADER'S GUIDE AND TEACH AS MUCH OR AS LITTLE AS YOU DESIRE FROM THAT OUTLINE. FEEL FREE TO ENCOURAGE YOUR CHILDREN TO

ASK QUESTIONS ABOUT ANYTHING AND FOLLOW THAT LINE OF DISCUSSION.



STEP 4 - REVIEW THE HIGHPOINTS OF THE OUTLINE AND ASK QUESTIONS FOR VARIOUS POINTS TO ENSURE UNDERSTANDING.



STEP 5 - PRAY AS A FAMILY TO CLOSE OUT THE TEACHING TIME.

Lesson 2 – Living the Parable

Pre-planning: Watch the Application Video, then review the questions from p 46 of the Leader's Guide or those listed above. Choose the questions you'd like to ask.



STEP 1 - READ LUKE 10:25-37.



STEP 2 - WATCH THE APPLICATION VIDEO.



STEP 3 - ASK QUESTIONS YOU'VE SELECTED FROM P 46 OF THE LEADER'S GUIDE OR FROM ABOVE AND DISCUSS THE ANSWERS.



STEP 4 - REVIEW WHAT YOU'VE LEARNED.

How can we apply this parable to our individual lives?
How can we apply it as a family?
How can we apply it at our church?



STEP 5 - PRAY AS A FAMILY TO CLOSE OUT THE TEACHING TIME.

THE SHREWD MANAGER

1. GENERAL DISCUSSION/NO-PREP TEACHING TIME

Pre-planning: not necessary



STEP 1 - WATCH THE *SHREWD MANAGER* FILM



STEP 2 - READ THE ORIGINAL PARABLE FROM LUKE 16:1-13.



STEP 3 - DISCUSSION

- What did you think about the main character Jasper Crooks? Why or why not did you like him?
- Why do you think he steals the lollipops from Mr. Jennings? What does this tell us about him after he was just fired for stealing?
- How does Jasper act shrewdly? What does it mean to be shrewd?
- In explaining this parable, Jesus says, "For the people of the world are more shrewd in dealing with their own kind than are the people of the light." What two groups is He comparing? Which group does Jasper fit into?
- Why do you think Jesus told this parable?

*

*

*

Depending on time, you can either move to the application section or wait for another time to do Step 4 and following.

* * *

**STEP 4 - WATCH THE *SHREWD MANAGER* APPLICATION VIDEO****STEP 5 - DISCUSSION:**

Note that you can consult the speaker's transcript starting on p 80 of the Study Book for help in answering these questions as well as the Overview on Living the Parables (available for free download in the Additional Materials section of modernparable.com).

- What does Dr. Mims say is one of the most commonplace idols in our culture? Why is this?
- Will we be judged by Christ for what we do with His resources in this life?
- Are we using our resources to advance His Kingdom? What are our individual resources?
- Do we work for Christ on a daily basis trying to advance His Kingdom? If so, how? If not, how could we? Be realistic.
- Who are the "friends" we should be taking care of? Read Matthew 25:31 and following, then talk about who we should be helping.
- If dishonesty, trickery, and using other people's money to advance one's own interest are considered shrewd in the world's eyes, what would be the points of comparison for those of us who are "people of the light?"
- Jesus praises the man's shrewdness, then says that His disciples could learn something from that shrewdness. Should we be bothered that Jesus is saying that the people

of the world are often better at building up Satan's kingdom than we are at building up Jesus' Kingdom?

- How do we use our money to advance the Kingdom? What are some specific ways we can do this?
- How does our family use money to advance the Kingdom? Are we doing everything that we could be? What is one thing we can do as a family to act more shrewdly with our resources?
- How does our church use money to advance the Kingdom? Is it being shrewd?
- Dr. Mims talks about the entrepreneurial spirit of the world in making money? How can we be entrepreneurial about being shrewd for the Kingdom?



STEP 6 - PRAY AS A FAMILY TO CLOSE OUT THE TEACHING TIME.

2. BIBLICAL STUDY/PARENTAL PREP TEACHING TIME

Lesson 5 – Understanding the Parable

Pre-planning: Watch the film, then read Lesson Five, beginning on p 61 of the Study Book. Also, review the outline which begins on p 50 of the Leader's Guide.



STEP 1 - WATCH THE *SHREWD MANAGER* FILM



STEP 2 - READ THE ORIGINAL PARABLE FROM LUKE 16:1-13.



STEP 3 - GO TO P 50 OF THE LEADER'S GUIDE AND TEACH AS MUCH OR AS LITTLE AS YOU DESIRE FROM THAT OUTLINE. FEEL FREE TO ENCOURAGE YOUR CHILDREN TO

ASK QUESTIONS ABOUT ANYTHING AND FOLLOW THAT LINE OF DISCUSSION.



STEP 4 - REVIEW THE HIGHPOINTS OF THE OUTLINE AND ASK QUESTIONS FOR VARIOUS POINTS TO ENSURE UNDERSTANDING.



STEP 5 - PRAY AS A FAMILY TO CLOSE OUT THE TEACHING TIME.

Lesson 6 – Living the Parable

Pre-planning: Watch the Application Video, then review the questions from pp 56–57 of the Leader’s Guide or those listed above. Choose the questions you’d like to ask.



STEP 1 - READ LUKE 16:1-13.



STEP 2 - WATCH THE APPLICATION VIDEO.



STEP 3 - ASK QUESTIONS YOU’VE SELECTED FROM PP 56-57 OF THE LEADER’S GUIDE OR FROM ABOVE AND DISCUSS THE ANSWERS.



STEP 4 - REVIEW WHAT YOU’VE LEARNED.

How can we apply this parable to our individual lives?

How can we apply it as a family?

How can we apply it at our church?



STEP 5 - PRAY AS A FAMILY TO CLOSE OUT THE TEACHING TIME.

THE WIDOW AND JUDGE

1. GENERAL DISCUSSION/NO-PREP TEACHING TIME

Pre-planning: not necessary



STEP 1 - WATCH THE *WIDOW AND JUDGE* FILM



STEP 2 - READ THE ORIGINAL PARABLE FROM LUKE 18:1-8.



STEP 3 - DISCUSSION

- Why was Hannah so discouraged? Yet why does she not give up?
- If she had given up, what would have happened?
- Did the judge ever care about Hannah? Why did he decide to hear her case?
- Why does Jesus compare God to an unjust judge? Does God care about us?
- Why is it important that we be persistent in prayer and not give up?
- Does Jesus understand that it will sometimes be hard for us to keep on praying? Why is it sometimes so hard to pray?
- If the judge answers the widow's request at the end of the parable, what does that tell us God will do?

*

*

*

Depending on time, you can either move to the application section or wait for another time to do Step 4 and following.

* * *



STEP 4 - WATCH THE *WIDOW AND JUDGE* APPLICATION VIDEO



STEP 5 - DISCUSSION:

Note that you can consult the speaker's transcript starting on p 106 of the Study Book for help in answering these questions as well as the Overview on Living the Parables (available for free download in the Additional Materials section of modernparable.com).

- Have you been praying for something for a long time, but God has not yet answered you? What is it? And how do you feel about God not answering it yet?
- Do you believe that Jesus knows how you feel about it?
- Do you sometimes think that God is an uncaring judge? According to Dr. Grant, Jesus knew that people might think that way sometimes, and yet He wanted to encourage them that God was not unjust, and that He would answer their prayers. What do you think about that?
- If you have been discouraged in your prayer life, what do you think Jesus is telling you with this parable?
- At it's most basic level, prayer is talking to your Heavenly Father. Why is it so important to God that you talk to Him? Do you feel He likes you to talk to Him? Read Zephaniah 3:17 and discuss what it says.
- This is a very emotional parable. Sometimes we may feel that God is ignoring our fears, our worries, our anxieties.

What is Jesus telling us with this parable about how He understands our emotions?

- What does Dr. Grant say it means to be one of God's "chosen ones?" Does God love and care for His chosen ones? Do you feel God loves and cares for you?
- Read Luke 11:5-13. What is it that God always gives to those who ask Him? Why is this the ultimate answer to our prayers?
- Dr. Grant compares prayer to breathing. Do you think this is a good comparison? What are the implications or results of this comparison?
- Has this parable encouraged you in your prayer life? How so?



STEP 6 - PRAY AS A FAMILY TO CLOSE OUT THE TEACHING TIME.

2. BIBLICAL STUDY/PARENTAL PREP TEACHING TIME

Lesson 7 – Understanding the Parable

Pre-planning: Watch the film, then read Lesson Seven, beginning on p 89 of the Study Book. Also, review the outline which begins on p 60 of the Leader's Guide.



STEP 1 - WATCH THE *WIDOW AND JUDGE* FILM



STEP 2 - READ THE ORIGINAL PARABLE FROM LUKE 18:1-8.



STEP 3 - GO TO P 60 OF THE LEADER'S GUIDE AND TEACH AS MUCH OR AS LITTLE AS YOU DESIRE FROM THAT OUTLINE. FEEL FREE TO ENCOURAGE YOUR CHILDREN TO

ASK QUESTIONS ABOUT ANYTHING AND FOLLOW THAT LINE OF DISCUSSION.



STEP 4 - REVIEW THE HIGHPOINTS OF THE OUTLINE AND ASK QUESTIONS FOR VARIOUS POINTS TO ENSURE UNDERSTANDING.



STEP 5 - PRAY AS A FAMILY TO CLOSE OUT THE TEACHING TIME.

Lesson 8 – Living the Parable

Pre-planning: Watch the Application Video, then review the questions from pp 66–67 of the Leader’s Guide or those listed above. Choose the questions you’d like to ask.



STEP 1 - READ LUKE 18:1-8.



STEP 2 - WATCH THE APPLICATION VIDEO.



STEP 3 - ASK QUESTIONS YOU’VE SELECTED FROM PP 66-67 OF THE LEADER’S GUIDE OR FROM ABOVE AND DISCUSS THE ANSWERS.



STEP 4 - REVIEW WHAT YOU’VE LEARNED.

How can we apply this parable to our individual lives?

How can we apply it as a family?

How can we apply it at our church?



STEP 5 - PRAY AS A FAMILY TO CLOSE OUT THE TEACHING TIME.

The **SOWER**

1. GENERAL DISCUSSION/NO-PREP TEACHING TIME

Pre-planning: not necessary



STEP 1 - WATCH *THE SOWER*.



STEP 2 - READ THE ORIGINAL PARABLE FROM MATT 13:1-23, MARK 4:13-20 AND LUKE 8:11-15.



STEP 3 - DISCUSSION

- What are some things you learned about wheat farming that you didn't know before?
- What is Jesus comparing the seed to? Why is this a good comparison?
- What happens when the seed falls on hard ground? What is Jesus comparing this to?
- What happens when the seed falls on shallow ground? What is Jesus comparing this to?
- What happens when the seed falls on ground with weeds? What is Jesus comparing this to?
- What happens when the seed falls on good ground? What is Jesus comparing this to?
- What is the harvest a comparison to?
- What did you think about the one seed having many tillers growing from it?
- Why would Jesus compare Himself to a farmer?

- How do you think Jesus is sowing His word today? How is His Kingdom spreading and growing?

* * *

Depending on time, you can either move to the application section or wait for another time to do Step 4 and following.

* * *



STEP 4 - WATCH *THE SOWER* APPLICATION VIDEO



STEP 5 - DISCUSSION:

Note that you can consult the speaker's transcript starting on p 141 of the Study Book for help in answering these questions as well as the Overview on Living the Parables (available for free download in the Additional Materials section of modernparable.com).

- Dr. Lewis says that he and Mr. Dement have a lot in common. How are pastors like farmers?
- If Jesus was saying that everyone's heart is like some type of soil, what type of soil are you?
- Sometimes people reject God's word almost immediately, with anger and frustration. What is going on in their hearts?
- Like young plants growing in the hot sun, are times of testing and trial common to all young believers?
- What does Dr. Lewis say are disciplines or practices that can be included in our lives to help keep us from withering? Are you including these practices in your life?
- What happens in the weed-infested soil? Why is this a good comparison to the "cares of this world?"

- Do you have weeds in your life that are choking out the growth of your spiritual life?
- What does Jesus say good soil is like? How can you become good soil?
- Where is the harvest headed? Why do you think Mr. De-ment likes the harvest so much? Why does Jesus like it?



STEP 6 - PRAY AS A FAMILY TO CLOSE OUT THE TEACHING TIME.

2. BIBLICAL STUDY/PARENTAL PREP TEACHING TIME

Lesson 9 – Understanding the Parable

Pre-planning: Watch the film, then read Lesson Nine, beginning on p 117 of the Study Book. Also, review the outline which begins on p 70 of the Leader's Guide.



STEP 1 - WATCH *THE SOWER*



STEP 2 - READ THE ORIGINAL PARABLE FROM MATT 13:1-23, MARK 4:13-20 AND LUKE 8:11-15.



STEP 3 - GO TO P 70 OF THE LEADER'S GUIDE AND TEACH AS MUCH OR AS LITTLE AS YOU DESIRE FROM THAT OUTLINE. FEEL FREE TO ENCOURAGE YOUR CHILDREN TO ASK QUESTIONS ABOUT ANYTHING AND FOLLOW THAT LINE OF DISCUSSION.



STEP 4 - REVIEW THE HIGHPOINTS OF THE OUTLINE AND ASK QUESTIONS FOR VARIOUS POINTS TO ENSURE UNDERSTANDING.



STEP 5 - PRAY AS A FAMILY TO CLOSE OUT THE TEACHING TIME.

Lesson 10 — Living the Parable

Pre-planning: Watch the Application Video, then review the questions from p 78 of the Leader's Guide or those listed above. Choose the questions you'd like to ask.



STEP 1 - READ MATT 13:1-23, MARK 4:13-20 AND LUKE 8:11-15.



STEP 2 - WATCH THE APPLICATION VIDEO.



STEP 3 - ASK QUESTIONS YOU'VE SELECTED FROM P 78 OF THE LEADER'S GUIDE OR FROM ABOVE AND DISCUSS THE ANSWERS.



STEP 4 - REVIEW WHAT YOU'VE LEARNED.

How can we apply this parable to our individual lives?

How can we apply it as a family?

How can we apply it at our church?



STEP 5 - PRAY AS A FAMILY TO CLOSE OUT THE TEACHING TIME.

PRODIGAL SONS

1. GENERAL DISCUSSION/NO-PREP TEACHING TIME

Pre-planning: not necessary



STEP 1 - WATCH *PRODIGAL SONS*



STEP 2 - READ THE ORIGINAL PARABLE FROM LUKE 15:11-32.



STEP 3 - DISCUSSION

- Read Luke 15:1-2. These are the two groups of people Jesus originally told the parable to. How do they relate to the characters in the parable? What sin does each group struggle with?
- What is the younger son ultimately saying to his father by asking for his inheritance before he is dead?
- Does it bother you that the older son does not step in to stop the giving of the inheritance from occurring? What does this say about the relationship between the older son and the father?
- What is the younger son's primary sin?
- Jews regarded pigs as ceremonially unclean, and so would have been disgusted to work with them. What do you think about working in a morgue?
- What is the younger son doing when he considers his situation and decides to go back to his father?
- How does the father outwardly demonstrate that he has forgiven his son and reaccepted him into the family?
- Why do you think the older son is angry? Is his anger justified? Why or why not?
- How does the father react to his older son? What does this tell us about the father?

- Why does the parable suddenly end with the older son listening to his father, but not having made a decision? Why would Jesus do that?

* * *

Depending on time, you can either move to the application section or wait for another time to do Step 4 and following.

* * *



STEP 4 - WATCH THE *PRODIGAL SONS* APPLICATION VIDEO



STEP 5 - DISCUSSION:

Note that you can consult the speaker's transcript starting on p 184 of the Study Book for help in answering these questions as well as the Overview on Living the Parables (available for free download in the Additional Materials section of modernparable.com).

- What do you think about the idea that this is a parable about two lost sons instead of just one lost son?
- Rev. Smith talks about one son being a relativist and one son being a moralist? A relativist is someone who thinks he can please himself by ignoring God's law. A moralist is someone who thinks he can save himself by following God's law. What are they both equally missing?
- Do you ignore God's law in any areas? Do you think you can make yourself happier by ignoring God's law? Why do you think that?
- If you ignore God's law consistently, what will happen to you?
- Do you sometimes follow God's law without wanting to know God more? In what ways?
- Do you think God owes you something or should reward you for following His law? Why do you think that?

- What is more important to God: that you love Him or that you know things about Him? What are ways that we show our love to God?
- What is spiritual pride? Rev. Smith says both brothers are prideful. How is that so?
- Why do you think the father allows the younger son to have his money? What happens to us if we love the things God has given us more than we love God?
- How does the father show his love to his sons? How has God shown His love to you?
- If we are struggling with spiritual pride in some way, what does Rev. Smith say we need to do?



STEP 6 - PRAY AS A FAMILY TO CLOSE OUT THE TEACHING TIME.

2. BIBLICAL STUDY/PARENTAL PREP TEACHING TIME

Lesson 11 – Understanding the Parable

Pre-planning: Watch the film, then read Lesson Eleven, beginning on p 153 of the Study Book. Also, review the outline which begins on p 82 of the Leader's Guide.



STEP 1 - WATCH *PRODIGAL SONS*



STEP 2 - READ THE ORIGINAL PARABLE FROM LUKE 15:11-32.



STEP 3 - GO TO P 82 OF THE LEADER'S GUIDE AND TEACH AS MUCH OR AS LITTLE AS YOU DESIRE FROM THAT OUTLINE. FEEL FREE TO ENCOURAGE YOUR CHILDREN TO ASK QUESTIONS ABOUT ANYTHING AND FOLLOW THAT LINE OF DISCUSSION.



STEP 4 - REVIEW THE HIGHPOINTS OF THE OUTLINE AND ASK QUESTIONS FOR VARIOUS POINTS TO ENSURE UNDERSTANDING.



STEP 5 - PRAY AS A FAMILY TO CLOSE OUT THE TEACHING TIME.

Lesson 12 – Living the Parable

Pre-planning: Watch the Application Video, then review the questions from p 90 of the Leader's Guide or those listed above. Choose the questions you'd like to ask.



STEP 1 - READ LUKE 15:11-32.



STEP 2 - WATCH THE APPLICATION VIDEO.



STEP 3 - ASK QUESTIONS YOU'VE SELECTED FROM P 90 OF THE LEADER'S GUIDE OR FROM ABOVE AND DISCUSS THE ANSWERS.



STEP 4 - REVIEW WHAT YOU'VE LEARNED.

How can we apply this parable to our individual lives?

How can we apply it as a family?


How can we apply it at our church?



STEP 5 - PRAY AS A FAMILY TO CLOSE OUT THE TEACHING TIME.

Thank you for purchasing and using Modern Parables.

Please see the back of this booklet for additional products.



ADDITIONAL RESOURCES AND MATERIALS

Go to www.modernparable.com
to take advantage of online resources on the parables
as well as to purchase additional materials.

INDIVIDUAL DVD'S

STUDY BOOKS

LEADER'S GUIDES



GROUP STUDY DVD BOX SET

DIGITAL DOWNLOADS

MOVIE POSTERS

(FOR USE IN ANNOUNCING THE CLASS)

BOOKS ON THE PARABLES



*Actual posters available in two sizes and will include space
at the bottom for writing class information.*